

Allendale Township Library

Hours of Operation:

Mondays 9AM-9PM
Tuesdays 9AM-9PM
Wednesdays 1PM-9PM
Thursday 9AM-9PM
Fridays 9AM-5PM
Saturdays 11AM-5PM

Visit us: 6175 Library Lane

Call us: 616.895.4178

E-Mail us: all@llcoop.org

Find us online:

www.allendalelibrary.org


Like us on Facebook: Allendale
Township Library



ACCESSING THE DIGITAL COLLECTION FOR YOUR KINDLE, KINDLE FIRE, OR KINDLE APP


2015

Download: eBooks eAudiobooks Digital Magazines



ENJOY 24/7 ACCESS TO DIGITAL MATERIALS VIA OUR WEBSITE:

WWW.ALLENDALELIBRARY.ORG



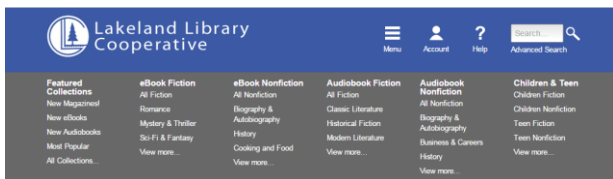
WHAT DO YOU NEED TO BORROW DIGITAL RESOURCES?

1. A valid Allendale Township Library Card
2. A computer with Internet access for devices without a web browser
3. WiFi access

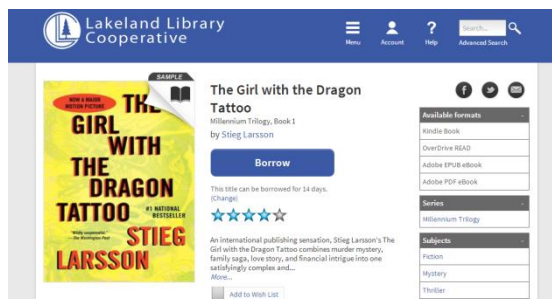


CHECKING OUT E-BOOKS

1. On your computer or Kindle, go to our website www.allendalelibrary.org and click on the **Books & More** menu and select **E-Books & E-Audiobooks**. This will take you to the Lakeland Library Cooperative Digital Catalog and Download Center.



2. Sign in with you library card information. Search for the book you wish to download. (Click on **Advanced Search** to search by device format and availability). You will need to select the Kindle format.
3. To download the title, select **Borrow**. You will be asked to enter your library affiliation and library card number. If the title is not available, you will need to **Place a Hold**.
4. Click **Download (Select one format)** and check the box next to Kindle Book, then click **Confirm & Download**.



TRANSFERRING TO YOUR KINDLE

1. Amazon.com will open in a new window or tab. You may be required to sign in to your Amazon account if you are not already logged in.
2. Select which Kindle device or app you would like the eBook delivered to and click the **Get library book** button.
3. Your eBook will be delivered to your Kindle device or app the next time it syncs. Please note that an active Wi-Fi connection is required for wireless delivery to a Kindle device. If your Kindle is not Wi-Fi capable or you do not have an active Wi-Fi connection, see www.amazon.com/kindletransfer for instructions for transferring files via USB.
4. Your eBook will be automatically returned to the library's collection when your lending period expires. To return the eBook early and/or delete it from your Kindle, visit www.amazon.com/manageyourkindle.

CHECKING OUT DIGITAL MAGAZINES WITH ZINIO

1. You must create a Library Zinio Account your first time using Zinio. Go to the library website www.allendalelibrary.org and click on the **Books & More** menu and select **Digital Magazines**. Click on **Create New Account** in the upper right-hand corner. In the box that pops up, enter your Allendale Library Card number and click **Next**. Create a new account by filling in the required information and then click **Create Account**.
2. Select the magazine of your choice and click **Checkout**, then **log in** using the e-mail address and password that you previously set up. You may then choose to **Keep Browsing** or **Start Reading**. The magazine you select will appear on the **Your Library** page. Click on the magazine to start reading on your computer.
3. To read magazines on your mobile device, search for download the **Zinio app** from your device's app store. After installing the app, make sure to sign in using your Zinio account to access your magazine library.

